

Gradebook

- Main Menu → Gradebook
- Check grades
- Check teacher feedback
- Resubmit assignments or retake quizzes



You submitted an assignment! How do you check your grade & feedback?

Gradebook is a place you should visit daily to check your individual assessment grades, assignment feedback, overall course grade, progress completion, and remaining assessments.

Orange County - MJ U. S. History (8th) V14

Lessons

- Teacher Log
- Educator Orientation
- Getting Started
- Pace
- Contact-Drop Policy
- Standards
- Materials List
- Student Resources
- Integrity
- Calendar
- Task Sheet
- Surveys

Assessments

- Gradebook**
- Email
 - Send Message
 - Mail Folders
 - Address Book
 - E-mail Preferences

Discussion Groups

- Discussion Search
- ChatRoom
- Whiteboard
- My Folders
 - My Folder
 - Common Folders
 - Student Folders
 - Upload Center

Students

- Who's Online?
- Technical Support
 - Educator Help Desk
- Announcements
 - Notification Center
- Other Courses
 - Web 2.0 Tools
 - Logoff

Grade Report - 28 weeks active

Segment 1

100% Assessments Completed
23 of 23 (0 remain)

Current Grade: 97.15 %

Segment 2

69% Assessments Completed
18 of 26 (8 remain)

Current Grade: 94.56 %

Total Current Grade: 96.13 %

Total Assessments: 41 of 49 (8 remain) - 83.67 %

Color Key:

- Submitted, waiting for grading
- Graded, above 60%
- Graded, below 60%
- Exempt or pretest


Filter: []

From: [] To: [] Show Segment: All Segments Filter Percentage: None % Show All Reset Filters

Order	Assessment Title	Student Score	Student Percentage	Pts. Possible	Pts. Earned	Date Submitted
1	00.00 Collaboration Assessment Guide Segment: 1	50 / 50	100.00 %	50	50	03/10/17 8:44 AM
2	00.00 Collaboration Project Segment: 1	50 / 50	100.00 %	50	50	03/10/17 8:46 AM
3	01.01 Introduction to Settlement Pre-Assessment Segment: 1	13 / 25	52.00 %	1	0.52	11/08/16 2:28 PM
4	01.02 Americas Geography Segment: 1	20 / 25	80.00 %	25	20	11/10/16 11:57 AM
5	01.03 Coming to America Segment: 1	20 / 25	80.00 %	25	20	11/16/16 11:38 AM
6	01.04 Colonial Regions Segment: 1	25 / 25	100.00 %	25	25	11/16/16 11:47 AM
7	01.04 Colonial Regions Advanced Segment: 1	ex / 100	0.00 %	100	0	N/A
8	01.05 Economics and Slavery Segment: 1	90 / 100	90.00 %	100	90	11/29/16 8:07 PM

To check grades: Scroll and locate a particular assessment. Student Percentage tells you your actual grade for the assignment. You may notice that each assignment row is highlighted either **blue** (the assignment has been submitted & is awaiting grading), **green** (the assessment has been graded & grade is above 60%), **red** (the assessment has been graded & grade is below 60% - failing), or **gray** (assessment is exempt & you do not need to complete it). Assignment rows that are white have not yet been completed.

To check teacher feedback: Scroll to locate and click on the assignment link. You will see your grade for that assignment as well as teacher feedback.

 **Assignment: 04.02 What is Your Brand**

Details	
Submit the assignment following the instructions in the lesson.	
Due Date	N/A
Current Grade	50
Points Possible	50
Course Contribution	50
Submissions Allowed	3
Submission Number	1

Instructor Comments
Rachel, great opinion on Cedric's decision and personal brand statement. I love that you are confident in who you are! :)

Keep up the great work!
Mrs. Silvers

To resubmit an assignment: If you did not receive 100% on the assignment, your teacher will suggest that you resubmit it in the feedback comments. Review the assignment directions and grading rubric to ensure that you have corrected any errors and/or completed the assignment correctly. You will then be able to resubmit the assignment for a higher grade by going back to the original file on your computer, making adjustments, adding the updated file, and submitting as you did previously.


Optional File Upload

Note:

- Max single file size: 50MB, Total number of files: 30, Total files size: 750MB
- Maximum size for videos ("mkv", "mov", "mpg", "mpeg", "avi", "m4v", "mp4"): 250MB, Total files size: 500MB

Select optional file to upload:
Click on the Add Files button to select a file for upload.

Filename	Status	Size
Drag Files here.		


 Add Files

If you do not wish to submit for a grade at this time, you still must click on the "Save for Later" button below to upload your files.

Most assignments will only allow three submissions, so make sure that you double check the assignment directions and grading rubric BEFORE submitting to ensure was completed correctly.

Do not use the assignment submissions to communicate with your teacher - submitting an assignment containing a question or stating that you do not understand how to complete the assignment will count as your first submission. Email or call your teacher for help or with any questions before submitting your work, if needed!

Remember...



GRADING

- ✓ Follow your pace chart and do not skip over any assessment!
- ✓ Make sure to review the assignment directions and grading rubric!
- ✓ After you submit your work, check Gradebook for the grade and teacher feedback!
- ✓ Make sure that you understand how to get a higher grade when you resubmit work!
- ✓ Remember: You have three attempts to submit work correctly!

If you skip over any assignments, you will receive the grade of a O until they are completed and submitted properly!